



School Newsletter

27th September 2023



Dates for your Diary

September	<p>Thurs 28th: Year 6 to London Nautical for poetry workshops</p> <p>Thurs 28th: Coffee morning for Reception parents and carers</p>
October	<p>Mon 2nd: Workshop for parents: How we teach reading at WTW (9am and 5pm).</p> <p>Tues 3rd: Before school Action Tutoring sessions start for a group of Y6.</p> <p>Mon 9th: Workshop for parents: How we teach maths at WTW (9am and 5pm).</p> <p>Fri 13th: Year 5 to pottery workshop</p> <p>Fri 13th: Year 3 (Sue and Catherine) Class Assembly</p> <p>Mon 16th - Fri 20th: Parent Conference Meetings this week. Your child's class teacher will be in contact nearer the time to arrange a time with you.</p> <p>Tues 17th: Year 6 to Imperial War Museum</p> <p>Fri 20th: Y1 (Elio) Class Assembly</p> <p>Fri 20th: End of half term.</p> <p>Mon 30th: Children return to school</p>
November	<p>Fri 3rd: Year 5 Class Assembly</p> <p>Tues 7th: Flu vaccine (only for those who agree to this). Details to follow soon.</p> <p>Fri 10th: Y1 (Peter) Class Assembly</p> <p>Thurs 16th: Y5 to British Museum</p> <p>Fri 17th: Y2 to Windsor Castle</p> <p>Fri 17th: Y6 Class Assembly</p> <p>Thurs 23rd: Y2 (Aimee) Assembly</p> <p>Fri 24th: INSET Day. School closed</p>
December	<p>Fri 1st: Y2 (Ana) Class Assembly</p>

Messages

Collecting children from school

At home time, please can you make sure that you do not take your child until their Class Teacher or Teaching Assistant has seen you. This will help us to safely handover children at the end of each school day.

Coffee Morning for Reception Parents

A reminder that there is an informal coffee morning for Reception parents tomorrow (28th September) between 9 and 10am. The purpose of this is to allow our new parents to get to know each other in school.

Activity Clubs

Activity Clubs started this week and will run for 10 weeks this term (9 weeks for any clubs that are on Fridays due to the INSET Day in November). Please ensure that you have paid for the sessions in advance of your child's first session.

Keeping children safe online at home

Some parents have asked for advice about setting up parental controls on devices at home. From page 4 onwards, you will find some information that should hopefully help with this.

Class Assemblies

You will see some of the class assembly dates on the left. Each class will do two class assemblies a year - one in the first half of the year (up to Feb half term) and one after. The link to watch these will be sent via your child's Google Classroom account. New Reception parents will be sent these login details soon.

Low Cost, No Cost Activities - see p11

What's been happening at WTW ...

It has been a very busy start to the term with many classes already having been on their first trips of the year. On 13th September, Year 5 and 6 went to the evening performance of the Lion King. This is such a wonderful show and the children really enjoyed every minute of it.



Year 3 went on a sightseeing boat trip down the Thames as part of their topic learning about London.



Year 4 visited Downe village so that they could experience and investigate the differences between living in central London and a more rural location. They also have the opportunity to visit a farm.



What's been happening at WTW ...

A group of Year 3 and 4 children took part in the first sporting competition of the academic year. Billy was extremely proud of the team who came 3rd out of 16, but more importantly were a credit to the school with their attitude and sportsmanship. Today, a group of Year 4, 5 and 6 took part in another tournament which they won! Well done to you all!



Year 6 attended their Into University Focus Week, learning lots about World War One, which is their topic for the term. They particularly enjoyed visiting the RAF Museum. In addition, they learnt all about what it is like to go to university and the different courses they could one day go on to study. The week ended with a graduation ceremony at King's College.



Keeping Safe Online

At the start of every year - as well as regularly throughout the year - the children are reminded of how to stay safe online.

We remind the children of the key SMART principles as well as the WTW Acceptable Use Agreements for KS1 and KS2.



As a reminder, the Key points from our agreement are as follows (KS1 is worded slightly differently but with the same key messages):

I will read and follow the rules in the acceptable use agreement policy.

When I use the school's ICT systems (like computers) and get onto the internet in school I will:

- Always use the school's ICT systems and the internet responsibly and for educational purposes only
- Only use them when a teacher is present, or with a teacher's permission
- Keep my usernames and passwords safe and not share these with others
- Keep my private information safe at all times and not give my name, address or telephone number to anyone without the permission of my teacher or parent/carer
- Tell a teacher (or sensible adult) immediately if I find any material which might upset, distress or harm me or others
- Always log off or shut down a computer when I've finished working on it

I will not:

- Access any inappropriate websites including: social networking sites, chat rooms and gaming sites unless my teacher has expressly allowed this as part of a learning activity
- Open any attachments in emails, or follow any links in emails, without first checking with a teacher
- Use any inappropriate language when communicating online, including in emails
- Create, link to or post any material that is pornographic, offensive, obscene or otherwise inappropriate
- Log in to the school's network using someone else's details

Keeping Safe Online - Parental Controls

We have a comprehensive filtering system in school to ensure that children cannot access inappropriate sites when working online. Several parents have asked for advice regarding setting up these controls at home so I am sharing guidance about this from the NSPCC. Full details can be found at: www.nspcc.org.uk/keeping-children-safe/online-safety/parental-controls/

Deciding what's appropriate for children to see online

The online world gives us access to a huge amount of information and services, but the scale of information available also means that there is content that is inappropriate for children. What is or isn't appropriate is up to individual parents and carers to decide, and could be based on things like age, ability, beliefs and family values.

What are parental controls?

Parental controls allow you to block and filter upsetting or inappropriate content. They work across your WiFi, phone network, individual apps and devices.

Parental controls can help you to:

- plan what time of day your child can go online and how long for
- create content filters to block apps that may have inappropriate content
- manage the content different family members can see.

Setting up Parental Controls

Home broadband and wifi

Home internet providers can offer parental controls for your family. You can:

- use a filter from your internet provider to control the content that you and your family see. Some providers allow different settings for each user
- set up any device connected to your home broadband. How you do this depends on your provider and you'll need to access your home router. You can ask your internet provider for help setting this up. Remember that this only affects your child accessing the internet through the WiFi – if they are using 4G or 5G etc to connect you need to check the settings on their mobile device too (see below).

Games Consoles

Most games consoles have internet access, which means your child can go online and chat with other players or make in-game purchases. On many consoles there are parental controls which allow you to manage which features are available to your child. On some devices you can:

- turn off chat functions to stop your child from talking to people they don't know
- restrict games based on age
- turn off in-game purchases, or set a limit.

Check the website for the console your child has for a parents section and details of features. Some games also allow you to change settings for that individual game.

Keeping Safe Online - Parental Controls

Mobiles, Tablets and Computers

All mobiles, tablets and computers have parental control settings, which can differ between devices, these include:

- allowing or disallowing in-game or in-app purchases
- settings such as location settings and what information your child is sharing
- wellbeing settings to help with limiting screen time.

You can get more advice about setting up controls on different devices from your mobile provider and the [UK Safer Internet Centre](#).

On Apple devices such as iPhone, iPad, Apple Watch, Apple TV etc. there are features available for parents all tied into an account. You can set content and privacy restrictions, prevent purchases, allow or disallow apps and more. See what parental controls are available on [Apple iOS devices](#).

Search Engines

Sometimes, innocent searches can lead to not so innocent results. If you're worried:

- make sure the content your child sees online is appropriate for their age by using parental controls and filters in search engines like [Google](#), [Yahoo](#) and [Bing](#)
- make sure you have set parental controls on the home broadband and devices.

[Google Family Link](#) - a very useful app to manage a range of features such as restricting content, approving or disapproving apps, setting screen time and more. For lots of useful information see the [Google FAQ page](#).

On the following pages are some step-by-step guides for both Apple and Android devices.

Keeping Safe Online - Parental Controls



National
Online
Safety

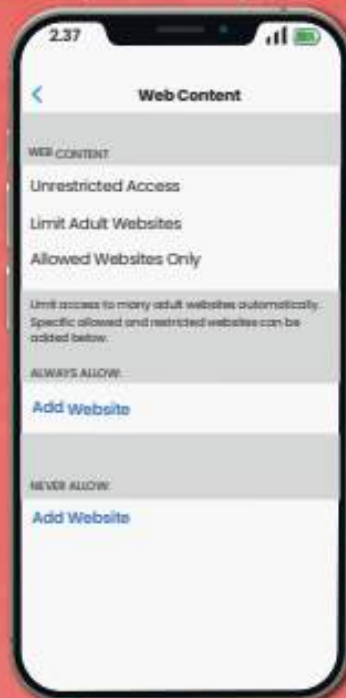
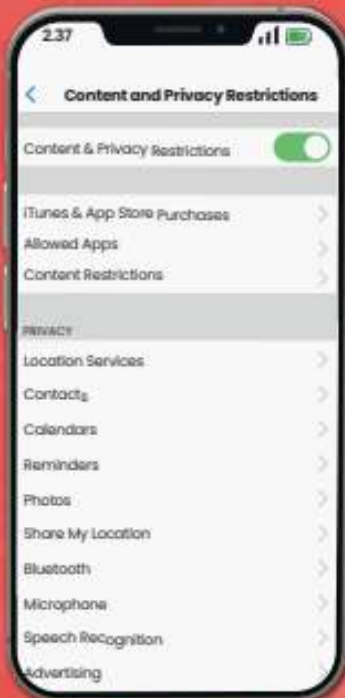
www.nationalonlinesafety.com



How to Set up PARENTAL CONTROLS to limit age-inappropriate CONTENT iPhone



The parental controls on iPhones allow you to block or restrict certain apps, features, content, downloads, or purchases. Setting limitations on content ratings, Siri and web searches enables you to filter out age-inappropriate content and vastly reduce the likelihood of your children being exposed to unsuitable material and information.



18+

Set up content rating restrictions

Content filters keep your child from viewing unsuitable material. They block apps, films and TV shows with specific age ratings, and music and podcasts with explicit content.

- 1 Open Settings
- 2 Tap Screen Time
- 3 Enable Content & Privacy Restrictions
- 4 Tap Content Restrictions
- 5 Choose the Settings for each feature you wish to restrict



18+



Set up web restrictions

Website content filters restrict age-inappropriate content on Safari. You can also blacklist certain websites or allow access only to approved sites.

- 1 Open Settings
- 2 Tap Screen Time
- 3 Tap Content & Privacy Restrictions
- 4 Tap Content Restrictions
- 4 Tap Web Content
- 5 Choose between Unrestricted Access, Limit Adult Websites and Allowed Websites Only
- 7 Choose which websites you wish to allow/block



Set up Siri web search restrictions

You can screen out explicit language to avoid Siri displaying inappropriate results. You could also disable Siri entirely, so your child can't use it to search the web.

- 1 Open Settings
- 2 Tap Screen Time
- 3 Tap Content & Privacy Restrictions
- 4 Tap Content Restrictions
- 5 Scroll Down to Siri
- 6 Choose to block either or both Web Search Content and Explicit Language

Keeping Safe Online - Parental Controls



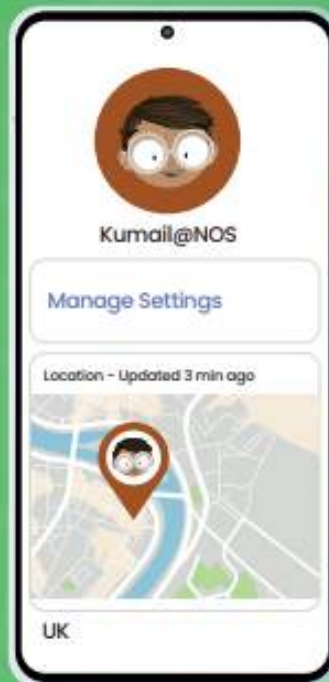
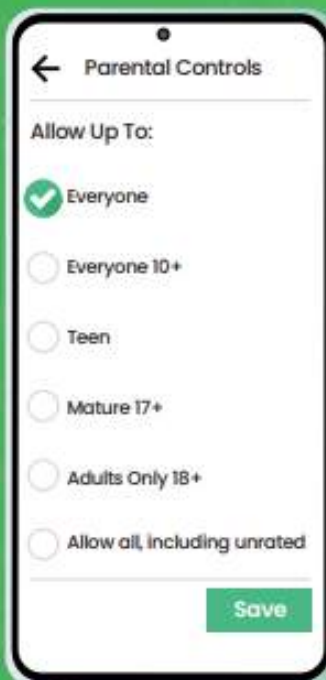
National
Online
Safety®

www.nationalonlinesafety.com

How to Set up PARENTAL CONTROLS to limit age-inappropriate CONTENT Android Phone



The settings on an Android device allow you to prescribe certain rules for when your child is using it. For example, you can block specific types of content to reduce the risk of your child being exposed to age-inappropriate material (music with explicit lyrics, for instance, and games, TV shows or movies that are unsuitable for young people). There are two ways to access parental controls on an Android phone: through Google Play or via the Google Family Link app. You can also lock your changes behind a PIN, so your child (or anyone else) can't change them back.



Set up parental controls with Google Family Link

- 1 On your phone, install Google Family Link for Parents
- 2 Tap Open and review the information
- 3 Tap Get Started
- 4 Tap Next to set up your child's device
- 5 On your child's phone, download Google Family Link for Children & Teens and enter the Family Link setup code provided
- 6 On your phone, open the Family Link app
- 7 Tap your child's name
- 8 Tap Manage Settings
- 9 Tap Controls on Google Play
- 10 Tap the content you would like to restrict
- 11 Choose how to filter or restrict access

Set up parental controls with Google Play

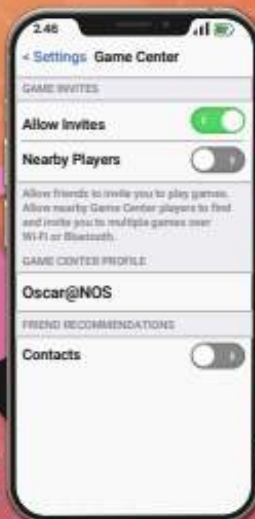
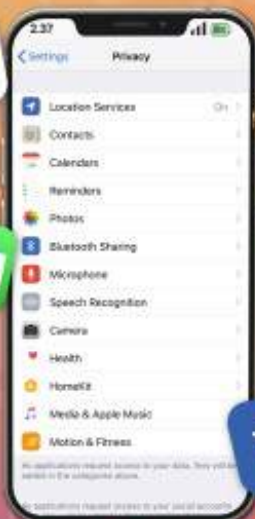
- 1 Open the Play Store app
- 2 Tap Menu (represented by three horizontal lines)
- 3 Tap Settings
- 4 Tap Parental Controls
- 4 Enable Parental Controls
- 4 Create Pin
- 4 Tap the content you would like to restrict
- 4 Choose how to filter or restrict access



Keeping Safe Online - Parental Controls

How to Set up PARENTAL CONTROLS for APPS iPhone

Apple devices come with built-in apps already available: Mail, FaceTime and Safari, for example. However, you can choose which apps and features appear on your child's device and which ones don't. You can also manipulate the features in Game Centre to enhance your child's safety and privacy when playing games, as well as blocking iTunes or App Store purchases if you wish.



How to Restrict Built-in Apps/Features

- 1 Open Settings
- 2 Tap Screen Time
- 3 Tap Content & Privacy Restrictions
- 4 Tap Allowed Apps (you may need to toggle this to 'on' at the top)
- 5 Enable or disable the apps you wish to appear (or disappear) on your child's device

How to Restrict Game Centre

- 1 Open Settings
- 2 Tap Screen Time
- 3 Tap Content & Privacy Restrictions
- 4 Tap Content Restrictions (you may need to switch the toggle at the top to the 'on' position)
- 5 Scroll down to Game Centre
- 6 Choose between Allow, Don't Allow, or Allow with Friends Only in the settings for each feature

How to Restrict iTunes & App Store Purchases

- 1 Open Settings
- 2 Tap Screen Time
- 3 Tap Content & Privacy Restrictions
- 4 Tap iTunes & App Store Purchases
- 5 Select Allow or Don't Allow for each feature (you can also lock these settings with a password)

Keeping Safe Online - Parental Controls

How to Set up PARENTAL CONTROLS for APPS Android Phone

On Android phones, restricting access to particular apps usually requires going onto Google Play. From there, it's fairly easy to navigate your way through the settings to manage the parental controls and authentications relating to any apps on the device. These features can prevent your child from downloading or buying anything unsuitable for their age. Updated versions of apps or games that your child has already installed may occasionally contain something inappropriate, so we've explained how to stop those, too.



How to Block App Downloads (This Also Disables In-app Purchases):

- 1 Open Google Play Store
- 2 Tap the profile icon in the top right
- 3 Tap Settings
- 4 Scroll down to the Family section and tap Parental controls
- 5 Toggle 'Parental controls are off' to 'Parental controls are on'
- 6 Create a PIN and tap OK
- 7 Confirm your PIN and tap OK again
- 8 Tap Apps & Games
- 9 Set the age limit you wish to set (18+)
- 10 Tap Save to apply your changes

How to Stop Auto-updates

- 1 Open Google Play Store
- 2 Tap the profile icon in the top right
- 3 Tap Settings
- 4 Tap Auto-Update Apps
- 5 Select 'Don't auto-update apps' and then tap Done

Restricting Apps Through Google Family Link

- 1 Open Google Play Family Link for parents
- 2 Tap the three horizontal lines in the top left
- 3 Select your child's account
- 4 Tap Manage
- 5 Tap Controls on Google Play
- 6 Tap Apps & Games
- 7 Select the age limit you wish to set (18+)



Low Cost, No Cost



Low Cost/No Cost Family Fun in London

Please look at the organisations' websites to double check times and arrangements

British Museum – Fabulous Fans FREE

Saturday 30th September 10.00am – 4.00pm, suitable for ages 5+

The British Museum, Great Russell Street, WC1B 3DG. Tubes: Tottenham Court Rd, Holborn, Russell Sq, Goodge St

Design a fan inspired by objects from China in this free, drop-in event.

Explore Chinese art through paintings, drawings and motifs, then use tablets to create your own striking design.

You can then print and build your finished fan to take home. You're advised to [book a free, timed ticket](#) to enter the

Museum. The Main entrance is on Great Russell Street. Your timed ticket allows you to explore the permanent

collection afterwards. www.britishmuseum.org/events/fabulous-fans-china

West Norwood Feast Festival FREE entry

Sunday 1st October, 10am – 4pm

Around 100 stalls across 4 sites in West Norwood: Norwood Rd, Norwood High St, Knights Hill area

The first Sunday of the month, April through to December, is Feast day in West Norwood. Since 2011, this is the day when 5000+ locals take to the streets to enjoy their very own volunteer-powered street market festival.

West Norwood Feast is a community event built around 100 market stalls over four 'hubs' around the high street. It is run almost entirely by [volunteers](#) who book the stalls and organise a full [programme](#) of free children's activities and live entertainment. More info about what's on and where to find us here: westnorwoodfeast.com/about

National Maritime Museum – Discover Sundays FREE

Sunday 1st October, 11am – 1.00pm & 2pm – 4pm (free, drop in)

Maritime Museum, Romney Rd, Greenwich, London SE10 9NF www.rmg.co.uk/national-maritime-museum

Tube: North Greenwich, DLR: Cutty Sark, Trains: Greenwich & Maze Hill

Each Sunday join in with family activities and explore the [National Maritime Museum's](#) collection. Start a fantastic journey together led by an artist facilitator, who will introduce you to objects, people, histories and cultures represented within the Museum's collection. Suitable for all ages and abilities

Changing of the Guard FREE

Sunday 1st October, from 10.30am

Buckingham Palace, SW1A 1AA <https://changing-guard.com/where-to-watch.html>

See the New Guard exchange duty with the Old Guard in the famous Changing the Guard ceremony outside Buckingham Palace. Changing the Guard is a formal ceremony in which the group of soldiers currently protecting Buckingham Palace are replaced by a new group of soldiers in their traditional red tunics and hats accompanied by marching band. The Buckingham Palace Old Guard forms in the palace's forecourt from 10.30am and is joined by the St James Palace Old Guard at around 10.45am.

Tate Modern – Shadow & Light workshop FREE

Saturday 30th September & Sunday 1st October 10.30am – 6.00pm (drop in, last entry 5.15pm)

Tate Modern, Clore Studio, Bankside, SE1 9TG (runs until 18th October) Tube: London Bridge / Southwark

Engage your senses and unleash your creativity by casting shadows and exploring enchanting light play.

Inspired by our [A World in Common: Contemporary African Photography](#) exhibition, we want you to create dream-like spiritual worlds and imagined futures using immersive light, glowing and translucent objects and mirrored surfaces.

Use torches, lasers and flashlights to create your own unique art that will light up the walls of Tate.

Under 5s can explore light, shadow and reflection through sensory play using accessible projectors and many textures, colours, mirrors and glowing objects. Even tiny changes and movements will light up the walls in a big way.

www.tate.org.uk/whats-on/tate-modern/unique-tate-play/shadow-and-light