



# Walnut Tree Walk Home Learning

## Flags of South America



# Year 4 Spring Term Carnival!

A study of South America

## Topic Overview

The Year 4 topic this term is South America with a particular focus on Brazil. This is a geography based topic but other areas of the curriculum will also be covered, including History, Art, Design Technology, Science and Literacy.

We will be locating the world's countries using maps, atlases, and globes to locate countries focussing on their environmental regions and key physical and human characteristics; using the eight points of a compass and four and six-figure grid references; studying how life is similar/different for a child living in Brazil; describe and understand key aspects of physical geography including biomes, vegetation belts, rivers and mountains.

In Design Technology we will be designing and making a model based on the rainforest. This will follow work on learning about the importance of rainforests, deforestation and conservation.

# Home Learning Project 1

Choose one of the following South American countries (Not Brazil as we will be focussing on this in class!);

Argentina, Bolivia, Chile, Colombia, Ecuador, Guyana, Paraguay, Peru, Suriname, Uruguay, Venezuela

If possible use one or both of the following websites to research your chosen country:

<http://www.espresso.co.uk>

<http://www.ducksters.com>.

Otherwise you could visit your local library or borrow a book from school to support your research.

Create your own fact file about the country, you may wish to include the following:

Capital city

Population

Languages spoken

Major rivers/lakes

Weather

Local delicacies/cuisine

Sporting events

Currency



You can include pictures too!

# Home Learning Project 2

In 2016 Brazil hosted the Olympics in Rio de Janeiro. Over 17 days athletes took part in over 306 medal events including shot put, 100m, archery, high jump, long jump, badminton, gymnastics, hurdles, swimming, tennis, judo, cycling, football, weight lifting, boxing and many many more!

What is your favourite sport?

Imagine your work for the organisers of the Olympics. Your task is to create your own sport/game. It can be a solo or team game—be creative!

Write the instructions/rules/explanation for how to play your game. Is it something we could try in school?





# Home Learning Project 4

They're really half a world away,  
There's nothing we can do.  
"Rainforests might be just two words,  
To kids like me and you.

They're really somewhere over there,  
I may not even see,  
A Rainforest in my entire life,  
What should it mean to me?


I know that in these Rainforests  
That I may never see,  
Half the worlds plants, animals and insects,  
Live in harmony.

I know that trees are being cut,  
faster than we know,  
These trees are where the creatures live,  
So know where will they go?

So I know they're half a world away,  
Rainforests I can't see,  
But I can learn and understand,  
Because the future starts with me!

What words can you think of linked to the rainforest?

Use them to create your own poem/song/rap.



# Home Learning Project 5

Imagine you were in the rainforest, think about the following things;

What would you hear?

What would you see?


What would you smell?

What would you taste?

Who would you be with?

What animals might you come across?

What adventure would you have?



Be creative and write your own adventure story imagining you (or other characters) are trekking through the rainforest.

How did you get there?

Why are you there?

Are you searching for something?

Have you been sent on a mission to save the rainforest?

Are you travelling through South America?

What is the exciting thing that is going to happen to you while you are in the rainforest? How will the story end?

# Home Learning Project 6

Every year Rio de Janeiro, Brazil's capital city has a spectacular carnival through the streets. The carnival is a 5 day celebration and people from all across the world visit to see it!

Have a look at some of the fantastic masks worn at the carnival.



Design and make your own carnival mask.

You could use paper plates, pens, paint, feathers — you can use anything you have at home to make it spectacular and fit for a carnival.



# Home Learning Project 7

Find some recycled materials at home or outside from the park/shops and create your own rainforest collage.

Have a look at some of the examples to inspire you!



# Home Learning Project 8

Choose an animal that lives in the rainforest. If you can, use these websites to do some research first:

<http://www.rainforest-alliance.org/kids>

<http://ngkids.co.uk/>

Or you could visit your local library or borrow a book from school.

Create your own non chronological report about your rainforest animal. Remember to organise your writing under subheadings which might include:

Habitat

Diet

Appearance

Behaviours

Don't forget you can include a 'did you know?' section and pictures!

## Home Learning Project 9



This is Henri Rousseau's painting called 'Tiger in a Storm'.

Choose your own rainforest animal and recreate the picture using pencil or paint.

# Home Learning Project 10

Imagine you are travelling to the rainforest, what would you pack in your suitcase? Explain why you would take each of the items and why they would be important to you or useful.

Think about what you would need to survive?

- hat, sun cream.....

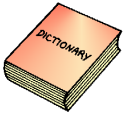




## Places to Visit



- British Museum to explore the lost kingdoms of South America.
- Kew gardens.
- London Zoo.



## Topic Vocabulary

Latitude, longitude, northern/southern hemisphere, equator; climate, deforestation, environment, landscape, logging, conservation, native, species, forest floor, emergent layer, canopy layer, understory layer.



## Literacy Overview

This term we will do much of our literacy work from our class text, *Charlie and the Chocolate Factory* by Roald Dahl. We will be writing responses to this text (such as diary entries and letters in character) as well as additional chapters and play scripts.

Our grammar work will focus on identifying and recognising different word types (nouns, pronouns, verbs, adverbs etc) and writing and punctuating sentences with more than one clause using a wider range of connectives.



## Maths Overview

Each week in the 'What we are doing in class' newsletter details of the objectives to be covered will be given. Key topics worked on this term are number, place value and money; written methods for addition, subtraction, multiplication and division; shape, space and measure including length, converting cm/mm and kg/g and collecting, recording and representing data in bar graphs; revising telling the time using both analogue and digital clocks and using x and y coordinates to draw shapes and plot onto graphs; fractions (identifying equivalents, simplifying and adding with the same denominator).



## Useful websites



Sumdog— <https://www.sumdog.com> (passwords sent home)

IXL—<https://uk.ixl.com>

LGFL—[www.lgfl.net](http://www.lgfl.net) (passwords sent home)

<http://ngkids.co.uk/places/country-fact-file-brazil>

<http://www.bbc.co.uk/bitesize/ks2/>

<http://resources.woodlands-junior.kent.sch.uk/maths/>

<http://www.teachingtables.co.uk/>

