



Walnut Tree Walk Home Learning



Year 4
Autumn Term.
Raiders and Invaders

Topic Overview

The Year 4 topic this term is Saxons and Vikings. This is a history based topic but other areas of the curriculum will also be covered, including Geography, Art, Design Technology, Science and Literacy.

We will be studying who the Anglo-Saxons were and how they influence our life today; and discover who the famous Anglo-Saxons were and why Alfred was so 'great'? In addition we will study why the Vikings came to Britain and how they made their journey. We will also compare the life of a Viking to now and explore how the Vikings lived.

In DT we will be designing and creating our own Viking helmets.

Home Learning Project 1

Long, sleek and fast longships were designed to travel up narrow rivers and held up to 120 men. On the prow (front of the ship) was the head of a fierce creature to frighten the spirits of the land that the Vikings were raiding.

A longship at sea would be navigated by the position of the sun, moon, and stars in the sky. Vikings also used their knowledge of birds, fish and mammals to gauge their location, along with the tides, and weather conditions.

Get Creative and design and make your own Viking long boat. You could use cardboard, milk/juice cartons, straws, card - anything that works for your design. Use the following website for inspiration. <http://blog.hobbycraft.co.uk/how-to-make-a-viking-longboat/>



Home Learning Project 2

List as many different words you can think of related to the Vikings and Saxons. *Battle, Empire, Kings, Gods, Nordic, longships, roundhouses, shield, sea, helmet,*

Can you write a poem, song, rhyme, rap using these words?

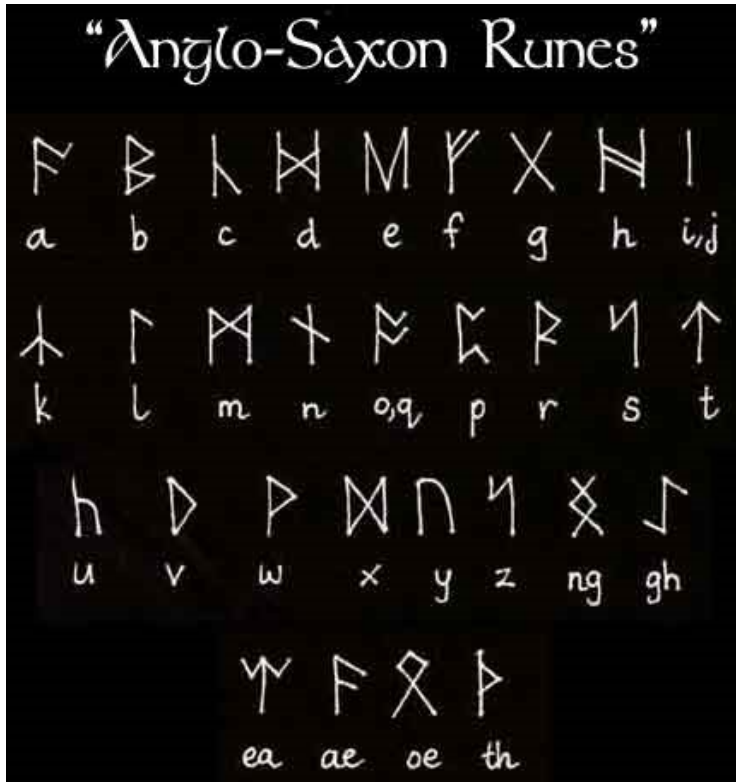
You could try an acrostic poem where you spell the word down the page like this one;

V ikings are cool
I ndeed they ruled
K ings were made
I nvaders of land
N ordic warriors
G ods of the sky!



Home Learning Project 3

The Runic Alphabet!



Look carefully at the Runic alphabet, write your name, or a message in the Anglo-Saxon alphabet! Use this interactive link to translate runes <http://www.vikingrune.com/rune-converter/>

Challenge yourself to write your own short Viking adventure!

Home Learning Project 4

Go to the library, click here to find your local one <http://www.lambeth.gov.uk/leisure-parks-and-libraries/libraries/map-of-libraries> or use the suggested websites to research one or more of the famous Saxons e.g. Beowulf, Alfred the Great or Leif Erikson and **create a detailed information report on what life was like for them.**

Include: Appearance, Personality, Family History, Strengths/Weaknesses, Likes/Dislikes, Community—what were their homes like? Diet—what was a typical Viking/Saxon diet?

Use these websites to find further information

<http://www.ngkids.co.uk/history/anglo-saxons>

<http://resources.woodlands-junior.kent.sch.uk/homework/saxons.htm>

<http://www.bbc.co.uk/education/topics/zxsbcdm>



Home Learning Project 5

Design your own Viking or Saxon warrior.

- What do they look like? What shield/armour would they have?
- What type of personality do they have?
- What would you call them? Why?
- What are their strengths?

Make sure you write a brief description of your character and an explanation of your design choices.

Click here for a step by step guide on how to draw your own <http://www.wikihow.com/Draw-a-Viking>



Home Learning Project 6

Collect some flat stones or you can cut some cardboard and create your own runes. You could use the Runic alphabet or paint/draw your own design on them. You could even turn them into a piece of jewellery using some string.

Use these website for instructions and ideas.

[https://www.google.co.uk/search?](https://www.google.co.uk/search?safe=strict&q=ancient+viking+jewellery&sa=X&ved=0ahUKewjSrPfenYrPAhVKL8AKHXkcBvsQ1QllaiGD&biw=1024&bih=600)

[safe=strict&q=ancient+viking+jewellery&sa=X&ved=0ahUKewjSrPfenYrPAhVKL8AKHXkcBvsQ1QllaiGD&biw=1024&bih=600](https://www.google.co.uk/search?safe=strict&q=ancient+viking+jewellery&sa=X&ved=0ahUKewjSrPfenYrPAhVKL8AKHXkcBvsQ1QllaiGD&biw=1024&bih=600)

http://www.ehow.com/how_2342331_make-

[viking-jewelry.html](http://www.ehow.com/how_2342331_make-viking-jewelry.html)



Home Learning Project 7

Use the following links to research the life of a Viking child

<http://www.dkfindout.com/uk/history/vikings/viking-children/>

http://www.bbc.co.uk/schools/primaryhistory/vikings/family_life/

http://www.fun-facts.org.uk/vikings/viking_children.htm

Use this information to write a detailed report about a typical day in the life of a Viking child. Explain how your life compares to theirs. For example, be sure to include.

- What clothes they wore,
- Hobbies/what they did in their spare time
- Schooling
- What age they begin training and any other day to day things they did which are different to your modern day life.

Home Learning Project 8

Try making Pea soup,
a typical Viking period
dish



Ingredients:

8 ounces of dried split peas

6 chicken bullion cubes or vegetable stock cubes

garlic to taste

2 tablespoons of bacon fat or butter

Method:

Soak 8 ounces of dried split peas in water overnight. Rinse and drain. Place in a pot with 8

cups of water, 6 chicken bullion cubes, garlic to taste, and 2 tablespoons of bacon fat. Cook

over medium heat until the peas are soft. They may be pressed through a strainer to make a puree or served as is.

Click here for more recipes.....<http://>


thevikingworld.pbworks.com/w/page/4842629/

[Traditional%20Viking%20Foods](http://thevikingworld.pbworks.com/w/page/4842629/Traditional%20Viking%20Foods)

Home Learning Project 9

Design and create your own Viking shield. Think of something that represents you/your character and/or your family. It could be a national flag, a favourite sports team or even a TV programme!

Research some traditional designs using <http://viking.wikidot.com/shield-colours> for inspiration.



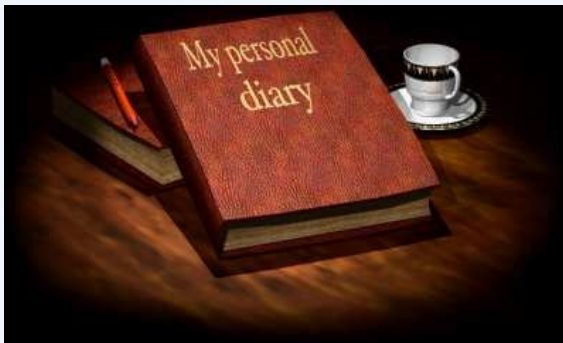
Home Learning Project 10

Imagine you are a Viking and write a diary about your journey on a longboat from Norway to Scotland.

- What was the boat like?
- Who were you travelling with? What was the weather like? Time of day?
- Was there a mid-sea battle?
- Use your senses to describe what you could see/hear/smell/feel/taste.

Dear Diary,

It was probably one of the most exhilarating but frightening experiences of my life so far.....





Places to Visit




Museum of London

British Museum

Viking Ship 'Hugin', based in Kent -
this ship is on permanent display

<http://www.visitkent.co.uk/attractions/viking-ship-hugin/11097>



Topic Vocabulary

Invasion, raids, resistance, empire,
kings, gods, settlement, artefacts,
culture, geography, longship, ar-
mour, battle of Hastings, hill forts,
kingdoms, picts, weaver, potter,
Danegeld, runes, longhouse, round-



Literacy Overview

This term we will do much of our literacy work from our class text, *How to Train Your Dragon* by Cressida Cowell. We will be writing responses to this text which will include diaries and letters in character as well as additional chapters. We will also be writing setting and character descriptions.

In our grammar sessions we will be using and recognising adjectives, nouns and adverbs; recognising simple sentences; using compound and complex sentences; using conjunctions to express time or cause; and learning how to use dialogue punctuation.



Maths Overview

Each week in the 'What we are doing in class' newsletter details of the objectives to be covered will be given. Key topics worked on this term are number, place value, addition, subtraction, multiplication and division; shape and measure including area, perimeter and symmetry. We will also be revising telling the time on a 24 hour clock, working with fractions and decimals to identify equivalents and adding and subtracting.



Useful websites



IXL - <https://uk.ixl.com>

<http://www.teachingtables.co.uk/>

<http://www.bbc.co.uk/education/topics/ztyr9j6>

<http://www.ngkids.co.uk/history/10-facts-about-the-vikings>

<http://www.bbc.co.uk/bitesize/ks2/>

<http://resources.woodlands-junior.kent.sch.uk/maths/>

<http://www.ngkids.co.uk/history/anglo-saxons>

<http://resources.woodlands-junior.kent.sch.uk/homework/saxons.htm>

<http://www.bbc.co.uk/education/topics/zxsbcdm>

