




# Walnut Tree Walk Home Learning



Year 6  
Autumn Term  
Never Forgotten



## Topic Overview

The Year 6 topic this term is World War One. This is a history-based topic but other areas of the curriculum will also be covered including Geography, Art, Design Technology and Literacy.

We will be looking at the reasons behind the outbreak of World War One, including the assassination of Archduke Franz Ferdinand. In our Geography sessions we will look at how the map of Europe differed in 1914 to now, and how the map changed after the war. We will be looking at the two alliances and the effect these alliances had. Key events in the war will be studied and these events placed on a time line. At the end of term we will look at how the war ended and look in detail at the Treaty of Versailles.

In Design Technology we will be designing and making a model of a trench. This will follow work on learning about what it was like in the trenches for the soldiers.

One of our class texts this term is War Horse which links in nicely to this topic. We will also watch the film.

# Home Learning Project 1

## Christmas Truce

The Christmas truce game of football was a time in which soldiers from both the British and German armies joined together and briefly forgot about the demands of war.

If possible watch this clip before you start your task:

<https://www.youtube.com/watch?v=NWF2JBb1bvM#action=share>

Imagine you are a soldier who wants to enjoy a small part of his/her Christmas even though it is on the battlefields.

What would you choose to play or organise?

Is there a game, challenge, event etc. which you would choose to plan?

Plan this event thinking about the following:

*What resources/equipment would you need?*

*Can you find them in the trenches?*

*Do you need to make anything?*

*How will you let the other soldiers know about the event?*

*How will you convince other soldiers this temporary peace activity is a good idea?*

*Are there any rules or codes of conduct you need to share with everyone involved?*

# Home Learning Project 2

## Medals

What words/phrases do you associate with being a WW1 Soldier ?

Brave?

Courageous?

Battle?

Hero?

Design and make your own medal. You could use recyclable materials, plasticine, anything you have at home!

What would it represent? What material would the medal be- gold, silver or bronze? What colours would you choose for the ribbon- would it have a stripe? What shape would your medal be?



# Home Learning Project 3

## Recipe

In 1918, Britain brought in a system of rationing, where what food there was got shared out more fairly. Everyone was given a ration book that showed how much food they were allowed to buy, including sugar, meat, flour, butter, margarine and milk. Why not have a go at cooking a recipe from WW1? Below is a simple example of an old fashion doughnut recipe.

### Old Fashion Doughnuts

**Thanks to the Salvation Army the doughnut will always**

**be associated with the Doughboys of the AEF.**

**Makes 12-18 small doughnuts**

<i>1 egg</i>	<i>1 tablespoon butter, melted</i>	<i>1/2 cup sugar</i>
<i>1/3 cup milk</i>	<i>2 cups flour</i>	<i>1/2 teaspoon vanilla</i>
<i>2 teaspoons baking powder</i>	<i>1/2 teaspoon salt</i>	<i>powdered sugar</i>

*Beat the egg in a large bowl until it becomes light and lemon colored. gradually beat in the sugar until the mixture thickens. Combine the flour baking powder and salt in a second bowl. Add the dry ingredients, alternating with additions of the melted butter, milk and vanilla, to the egg mixture. Stir until the flour is moistened. Chill for 1 hour. Preheat oil in a deep fryer. Roll out on board to 1/2" thickness. Cut using floured doughnut cutter. Fry until golden brown (about 1 minute per side). Drain. Sprinkle with powdered sugar.*

*From: The A.J. Lill Consulting Group Website*

If you like this, try making a trench cake at <http://www.telegraph.co.uk/history/world-war-one/10905975/How-to-bake-a-First-World-War-trench-cake.html>

# Home Learning Project 4

## Animals and the War



We have been learning about the important role horses played during the war when reading the book *War Horse*. Other animals were also used and carried out some very important jobs. Can you write an information booklet about how other animals (including dogs and pigeons) were used?

These websites might help you but you can also look in books and research using the internet.

<http://www.bbc.co.uk/newsround/28604874>

<http://www.iwm.org.uk/history/15-animals-that-went-to-war>

<http://www.bbc.co.uk/schools/0/ww1/25401273>

# Home Learning Project 5

## Biography

Choose one of the following world leaders or key figures from World War One:

David Lloyd George

Wilfred Owen

Douglas Haig

Woodrow Wilson

Lord Kitchener

Research your chosen person and write a biography of that person. You might want to complete this task after we have studied biographies in class this term so that you know how to write them. You can find some examples of biographies at: <http://www.ducksters.com/biography/>

You could organise your biography as follows:

Chapter 1: The person's early life

Chapter 2: His/her role in World War One

Chapter 3: His/her greatest achievements or how they will be remembered

Remember when writing a biography to:

- Write in the 3rd person
- Write in chronological order (time order)
- Include lots of facts including dates when things happened



# Home Learning Project 6

## Write a postcard from a soldier



What would you miss the most about being away from home? Relate this to World War I and think what a soldier would miss about home.

Postcards and letters played a key part in a soldier's life. Use the following webpage to explore the purpose of postcards and letters:

<http://www.bbc.co.uk/schools/0/ww1/25401267>.

What might a soldier tell their family and friends back home? Look at some examples at:

<http://www.gloucestershire.gov.uk/archives/article/116757/Lesson-1---Letters-home>.

Now imagine you were a soldier in the trenches and write a letter home describing your experience.

# Home Learning Project 7


## Coding

Codes were used extensively in One and World War Two so that the enemy could not find out important information such as battle plans. Try and solve these codes to decipher what the messages were.

5	A	B	C	D	E
4	F	G	H	I	J
3	K	L	M	N	O
2	P	Q	R	S	T
1	U	V	W	X	Y/ Z
	1	2	3	4	5

A	B	C
D	E	F
G	H	I

J	K	L
M	N	O
P	Q	R



Use the codes on the previous page to solve these 4 messages.

(3,1) (5,5), (1,5) (3,2) (5,5), (2,4) (5,3) (4,4)  
 (4,3) (2,4), (5,2) (5,3),

(1,5) (4,5) (2,1) (1,5) (4,3) (3,5) (5,5), (1,5)  
 (5,2), (4,5) (1,5) (3,1) (4,3)



(5,2)(3,4)(5,5) (2,5)(5,3)(3,3)(2,5)(5,5)(3,2)  
 (3,1)(4,4)(2,3)(2,3) (1,5)(3,2)(3,2)(4,4)  
 (2,1)(5,5) (1,5)(5,2) (4,2)(5,5)(2,1)(5,5)  
 (4,3) (5,2)(3,4)(3,2)(5,5)(5,5) (1,4)(5,3)  
 (1,1)(3,2)



## Literacy Overview for Term

This term we will do much of our literacy work from our class text, *War Horse* by Michael Morpurgo. We will be writing responses to this text (such as diary entries and letters in character) as well as additional chapters and playscripts. Other genres we will work on this term include biographies, World War One poetry, and newspaper reports.

Our grammar work will focus on identifying and recognising different word types (nouns, verbs etc) and writing and punctuating complex sentences.



## Maths Overview for Term

Each week in the 'What we are doing in class' newsletter details of the objectives to be covered will be given. Key topics worked on this term are written methods for addition, subtraction, multiplication and division; fractions, decimals and percentages; properties of 2D shapes including quadrilaterals; recognising nets of 3D shapes; angles; and place value.



## Places to Visit



Imperial War Museum  
National Army Museum



## Useful websites



[www.bbc.co.uk/schools/0/ww1/25827997](http://www.bbc.co.uk/schools/0/ww1/25827997) This site has lots of information and interactive activities

Each week the children will be asked to complete some homework using the IXL website


<https://uk.ixl.com/>

<http://www.bbc.co.uk/schools/0/ww1/25827997>



## Key Maths Vocabulary

numerator      square number      improper fraction  
denominator      quadrilateral      parallelogram      rhombus  
equivalent      oblong      trapezium      kite      rectangle  
common multiple      composite number  
highest common factor      lowest common multiple  
prime number      coordinates      quadrant      translate  
reflect      diagonal      term      sequence



## Topic Vocabulary

alliance      imperialism      Triple Alliance  
Triple Entente      Central Powers      trench  
No-man's land      Treaty of Versailles      Western Front  
propaganda      Armistice Day      Kaiser



